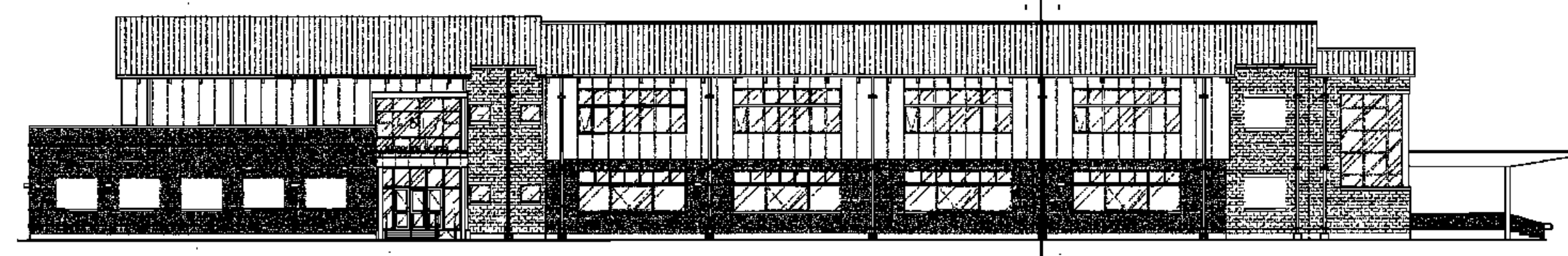
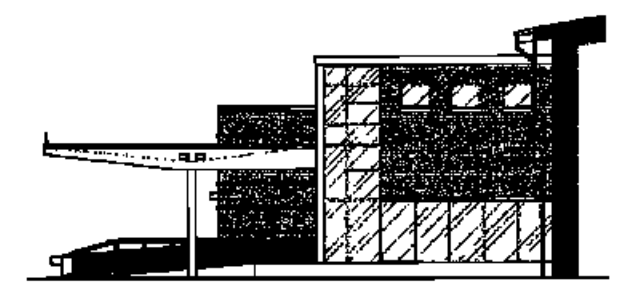


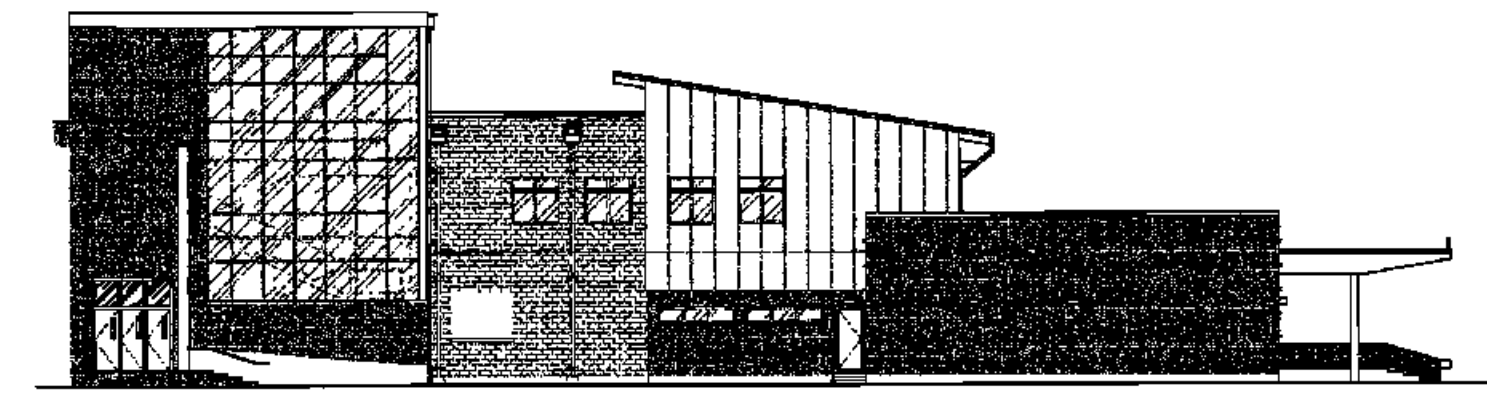
R:\Projects\2009 Projects\09009 - Parkview Elementary\04 Construction Documents\01 Drawings\A-5.0 EXTERIOR ELEVATIONS.dwg, 5/2/2010 4:25:21 PM, DWG To PDF.pc3



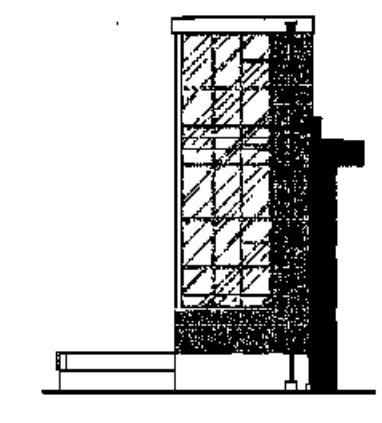
1 SOUTH ELEVATION - ADMIN & CLASSROOM WING I  
- SEE 1/A5.2 & 2/A5.2



2 EAST ELEVATION @ ADMIN.  
- SEE 1/A5.2



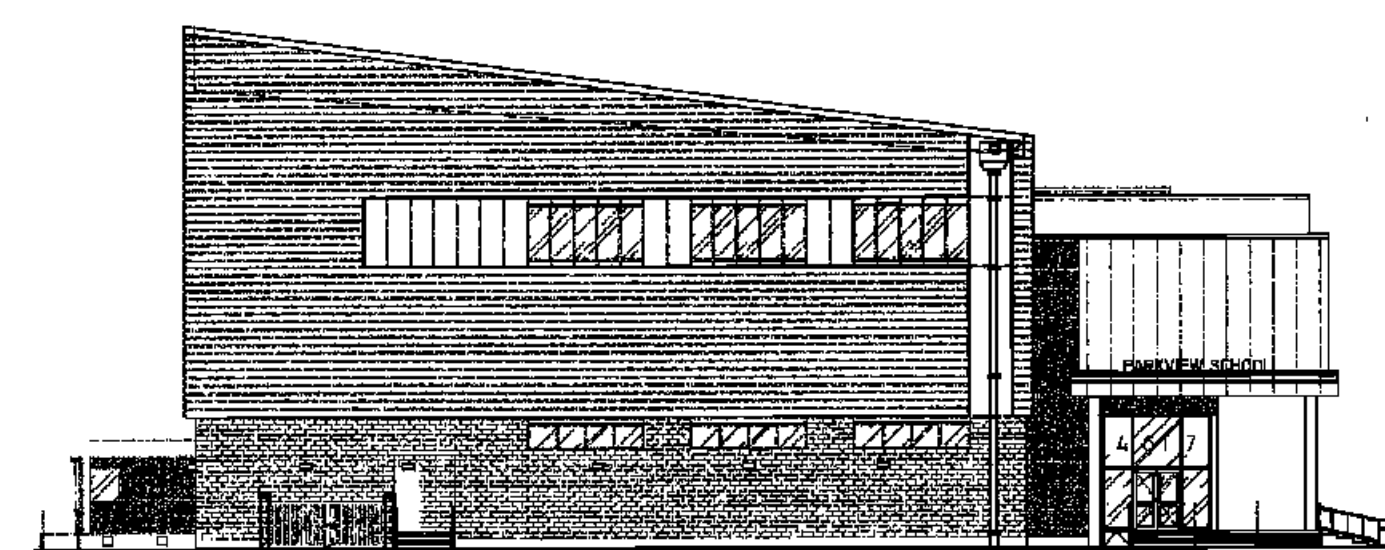
3 WEST ELEVATION @ ADMINISTRATION  
- SEE 1/A5.2



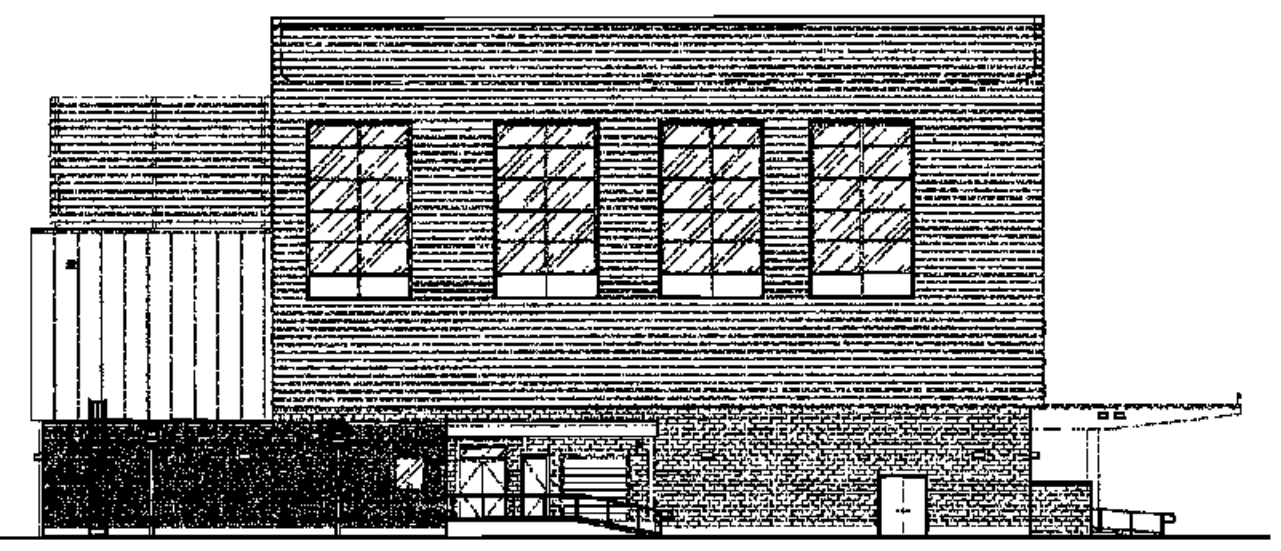
4 SOUTH ELEVATION - STAIRWELL 5  
- SEE 2/A5.2



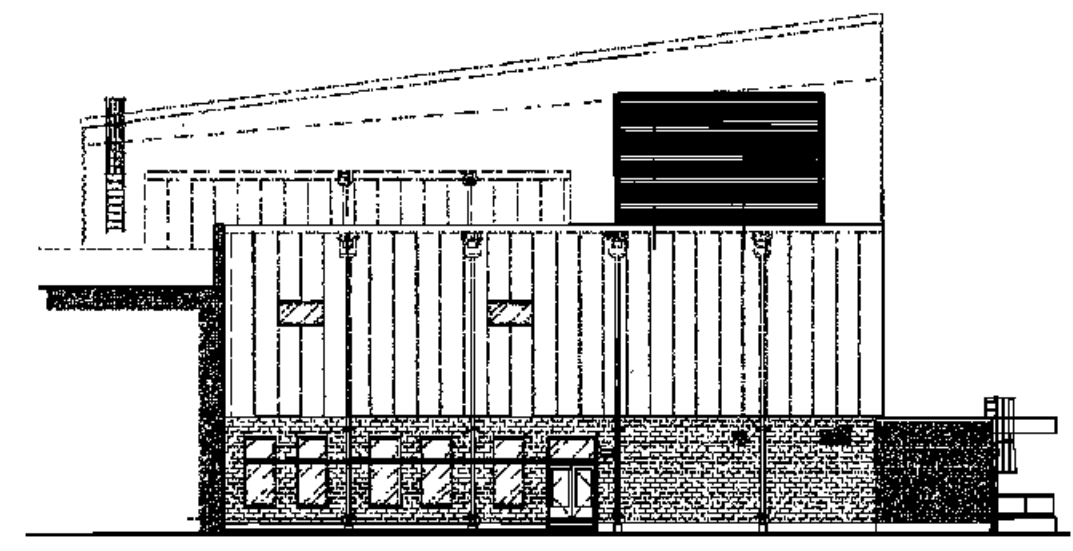
5 SOUTH ELEVATION - PERFORMANCE WING  
- SEE 3/A5.2



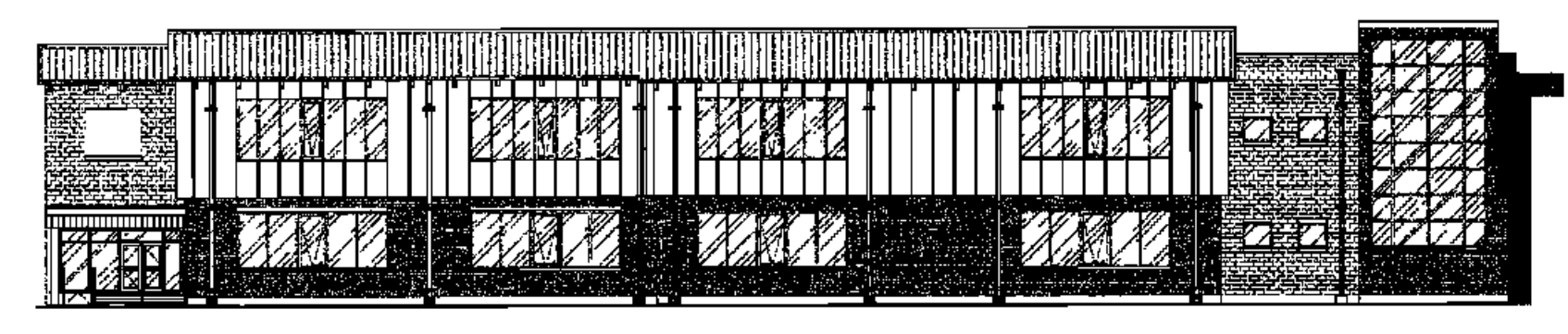
6 WEST ELEVATION - PERFORMANCE WING  
- SEE 1/A5.3




7 NORTH ELEVATION - PERFORMANCE WING  
- SEE 2/A5.3



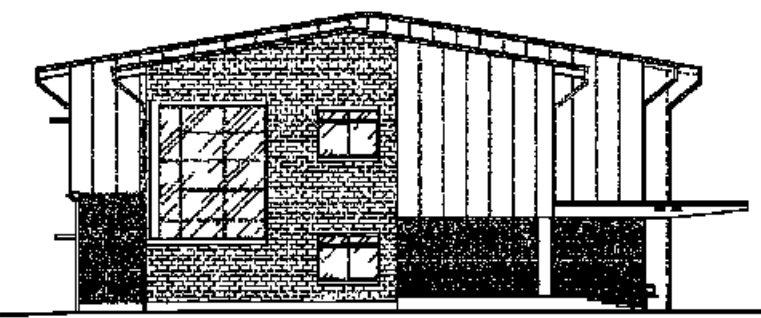
8 EAST ELEVATION - PERFORMANCE WING  
- SEE 1/A5.4



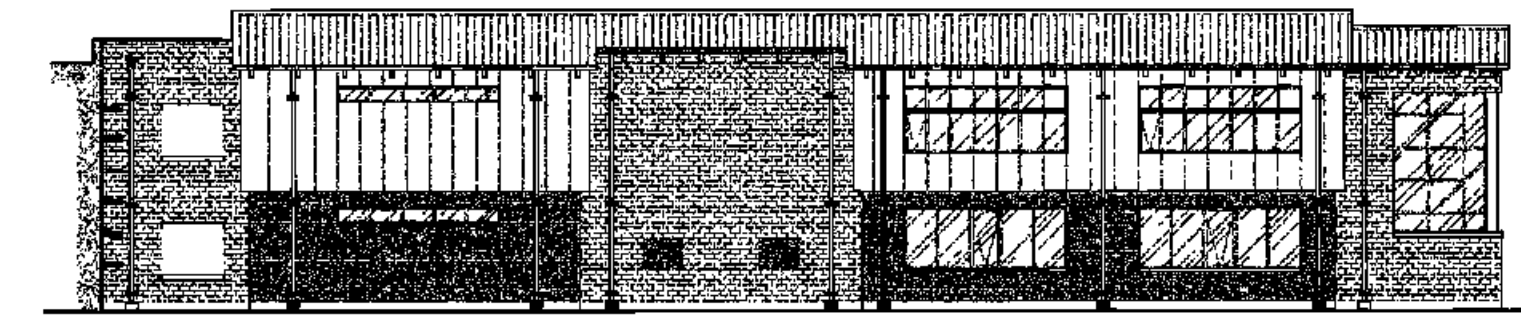
9 NORTH ELEVATION - PERFORMANCE WING  
- SEE 2/A5.4



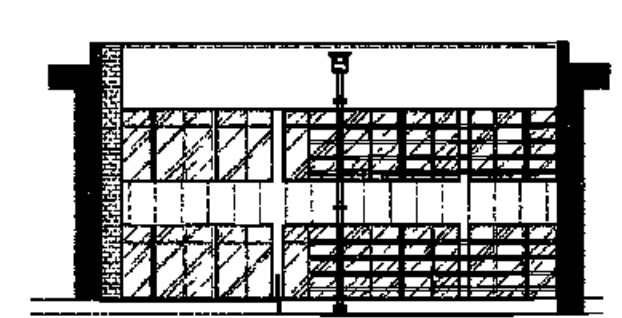
10 EAST ELEVATION - CLASSROOM WING I & II  
- SEE 1/A5.5



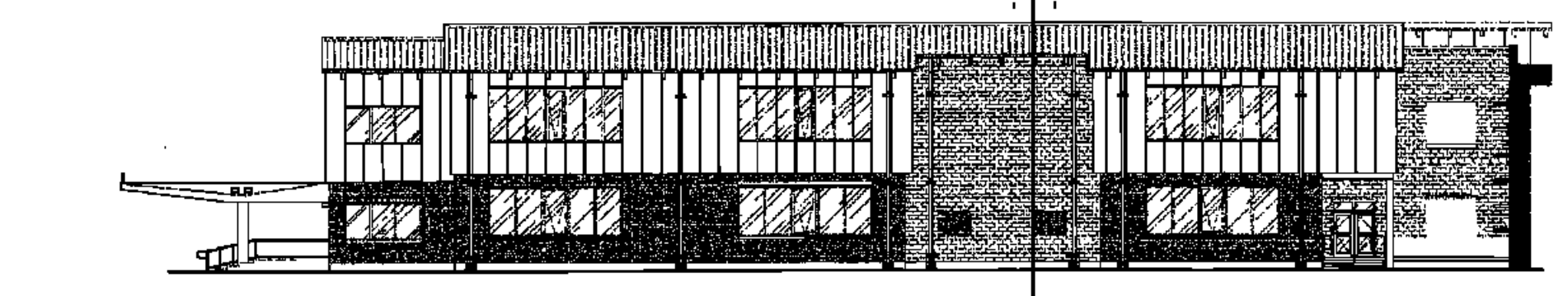
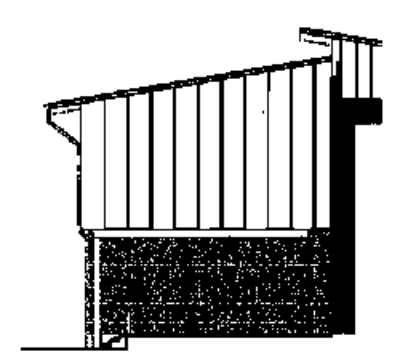
11 SOUTH ELEVATION - CLASSROOM WING II  
- SEE 2/A5.5



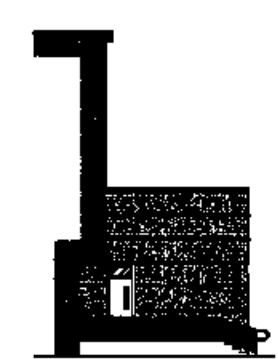
12 EAST ELEVATION - MAIN CORRIDOR  
- SEE 3/A5.5



13 WEST ELEVATION - CLASSROOM WING I  
- SEE 4/A5.5



14 NORTH ELEVATION - CLASSROOM WING I  
- SEE 1/A5.6 & 2/A5.6



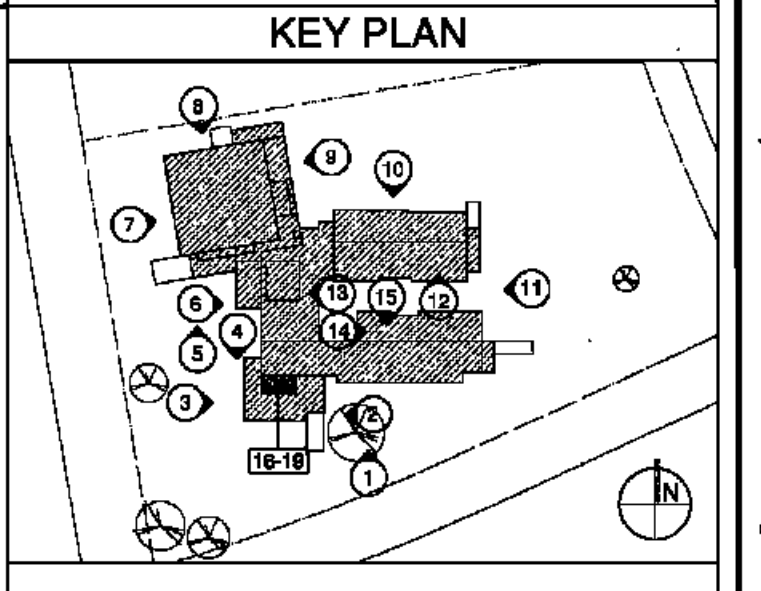
15 NORTH ELEVATION @ ADMIN.  
- SEE 3/A5.6



16 ADMIN. COURTYARD ELEVATIONS  
- SEE A5.7

**RSD**  
LOUISIANA

- LEGEND
- 1 BRICK VENEER
  - 2 STANDING SEAM METAL ROOF
  - 3 SPLITFACE CONCRETE MASONRY UNIT
  - 4 EXPOSED FOUNDATION
  - 5 ROOF LEADER
  - 6 VERTICAL INSULATED METAL PANEL SYSTEM (RE: SPECS)
  - 7 METAL PANEL CANOPY
  - 8 SUN SHADE / LOUVRE DEVICE PER WINDOW MANUFACTURER
  - 9 SCREENING PANEL
  - 10 GLAZING UNIT / DOOR ASSEMBLY
  - 11 CAST STONE SILL/COPING CAP
  - 12 DECORATIVE METAL RAILING SYSTEM
  - 13 EXT. LIGHTING FIXTURE (RE: LIGHTING DWGS)
  - 14 BITUMEN ROOFING SYSTEM
  - 15 EXTRUDED METAL SIGNAGE
  - 16 METAL COPING/FLASHING CAP
  - 17 POURED IN PLACE CONCRETE
  - 18 CORRUGATED METAL PANEL SYSTEM (RE: SPECS)
  - 19 MECHANICAL LOUVER (RE: MECH. DWGS)
  - 20 EXHAUST LOUVER (RE: MECH. DWGS)
  - 21 DEDICATION PLAQUE (RE: A9.16)
  - 22 CERAMIC FRITTED SIGNAGE (RE: WIN. DWGS)
  - 23 LOUVRE PANEL SYSTEM
  - 24 COMPOSITE FENCING
  - 25 ROOF ACCESS LADDER
  - 26 CONCRETE ENCASED COLUMN
  - 27 PAINTED METAL COLUMN
  - 28 BREAK METAL WRAP
  - 29 OVERFLOW SCUPPER
  - 30 PANELIZED LOUVRE SYSTEM
  - 31 METAL PANEL (SOFFIT)



BIDDING DOCUMENTS	05/04/10
NO. REVISION	DATE
PARKVIEW SCHOOL 4617 MIRABEAU AVE. NEW ORLEANS, LA 70126	PROJECT
09009	JOB NO
EXTERIOR ELEVATIONS	TITLE
N.T.S.	SCALE
MM/AB / CW	DRAWN/CHK

**A-5.0**  
FULLY SPRINKLERED BUILDING

**RWA**  
ROZAS WARD ARCHITECTS

A PROFESSIONAL CORPORATION www.rozas-ward.com  
1100 POYDRAS ST. SUITE 3550 NO LA 70163 504 524 4375

ONE AND ONE HALF INCHES - ONE FOOT  
THREEONE INCH - ONE FOOT  
ONE HALF INCH - ONE FOOT  
ONE QUARTER INCH - ONE FOOT  
ONE EIGHT INCH - ONE FOOT