

KEYPLAN

REFLECTED CEILING PLAN - GENERAL NOTES

- A. SUSPENDED CEILING HEIGHTS SHALL BE 9'-0" UNLESS NOTED OTHERWISE ON PLANS.
- B. ALL EXTERIOR WALLS SHALL EXTEND TO DECK AND BE SEALED, INCLUDING WALLS ADJACENT TO SOFFITS AND ABOVE DOORS AND WINDOWS. THESE EXTERIOR WALLS SHALL BE DAMPPROOFED AND INSULATED.
- C. RE: FINISH SCHEDULE FOR ALL HARD CEILING FINISHES
- D. RE: ELECTRICAL DRAWINGS FOR LIGHT FIXTURE SCHEDULE
- E. COORDINATE LOCATION OF ALL LIGHT FIXTURES, EXIT SIGNS, GRILLES AND SPEAKERS WITH MEP DRAWINGS.
- F. PROVIDE VENT STRIP ALONG PERIMETER OF ALL PLASTER SOFFITS/CEILINGS


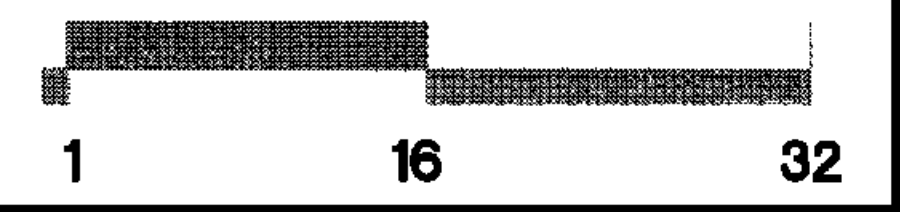

REFLECTED CEILING PLAN - KEYED NOTES

- ① OPEN TO STRUCTURE- PAINT ALL STRUCTURAL ELEMENTS AND UNDERSIDE OF DECK
- ② RE: ELEC. DRAWINGS FOR LIGHT FIXTURES
- ③ GYP. BOARD CEILING
- ④ FOLDING PARTITION
- ⑤ GYP. BOARD FURR DOWN & TRACK
- ⑥ THEATRICAL LIGHTING STRIP NIC.
RE: ELECTRICAL LIGHTING PLANS
- ⑦ MOTORIZED PROJECTION SCREEN
RE: SPECIFICATIONS

REFLECTED CEILING PLAN - LEGEND

- 2' x 2' SUSPENDED LAY-IN CEILING TILE AND GRID
- PLASTER SOFFIT
- SUSPENDED GYPSUM BOARD CEILING
- SURFACE MTD LIGHT FIXTURE, RE: ELEC. DRAWINGS
- STRIP TYPE LIGHT FIXTURE, RE: ELEC. DRAWINGS
- 2 x 4 RECESSED LIGHT FIXTURE, RE: ELEC. DRAWINGS
- 2 x 2 RECESSED LIGHT FIXTURE, RE: ELEC. DRAWINGS
- 1' x 1' SURFACE MOUNTED LIGHT FIXTURE
- SURFACE MOUNTED, INTEGRAL BALLAST
- WALL SCONCE, MOUNTED AT 9'-0" A.F.F.
- WALL SCONCE, MOUNTED AT 12'-0" A.F.F.
- WALL SCONCE, MOUNTED AT 10'-6" A.F.F.
- RECESSED DOWNLIGHT
- SUPPLY GRILLE
- RETURN GRILLE
- EXHAUST FAN
- RECESSED CEILING SPEAKER

CONTRACTOR TO COORDINATE QUANTITIES AND LOCATIONS OF LIGHT FIXTURES, ETC. WITH MEP DRAWINGS.



BYRON J. STEWART & ASSOC.
ARCHITECTS & PLANNERS, APC
2300 MARENGO STREET
NEW ORLEANS, LOUISIANA, 70119
(504) 577-5337 (504) 577-5342 FAX



CARTER G. WOODSON SCHOOL
RECOVERY SCHOOL DISTRICT
2514 THIRD STREET
NEW ORLEANS, LOUISIANA

FOR CONSTRUCTION
JOB NUMBER: BJS 12B
DATE: 04/20/10
DRAWN BY:
CHECKED BY:

REVISIONS		
NO.	DATE	REVISION

SHEET TITLE:
REFLECTED CEILING FIRST FLOOR AREA "B"

DATE:

A-9.2

100 OF 223 SHEETS

6 REFLECTED CEILING PLAN - FIRST FLOOR - AREA "B"

0994-A1.DWG
1/8" = 1'-0"